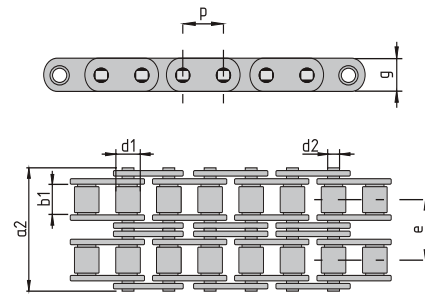
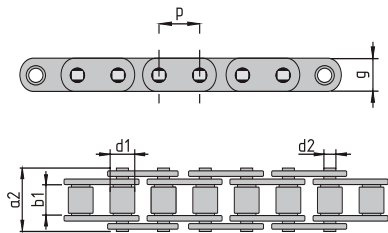


ŁAŃCUCHY ROLKOWE Z PŁASKIMI OGNIWAMI

WG EUROPEJSKIEJ NORMY

DIN 8187 - ISO / R 606



JEDNORZĘDOWE

kod	ISO	podziałka P		b1 mm min	d2 mm	d1 mm max	a2 mm max	g mm max	F _B min N	q [kg/m] ≈
		mm	cale							
D0091	08B-1	12,70	1/2"	7,75	4,45	8,51	17,00	11,50	18.900	0,78
D0092	10B-1	15,875	5/8"	9,65	5,08	10,16	19,60	13,90	22.700	1,03
D0093	12B-1	19,05	3/4"	11,68	5,72	12,07	22,70	16,10	29.500	1,30
D0094	16B-1	25,40	1"	17,02	8,28	15,88	36,10	21,00	58.000	2,90
D0095	20B-1	31,75	1" 1/4	19,56	10,19	19,05	43,20	26,20	95.000	4,15

DWURZĘDOWE

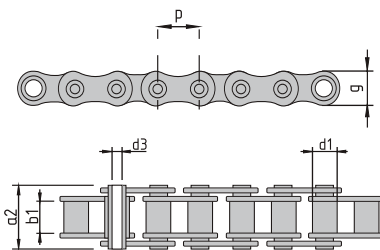
kod	ISO	podziałka P		b1 mm min	d2 mm	d1 mm max	a2 mm max	g mm max	e mm	F _B min N	q [kg/m] ≈
		mm	cale								
D0096	10B-2	15,875	5/8"	9,65	5,08	10,16	36,20	13,90	16,59	45.400	1,95
D0097	12B-2	19,05	3/4"	11,68	5,72	12,07	42,20	16,10	19,46	59.000	2,60
D0098	16B-2	25,40	1"	17,02	8,28	15,88	68,00	21,00	31,88	110.000	5,70
D0099	20B-2	31,75	1" 1/4	19,56	10,19	19,05	79,70	26,20	35,45	180.000	7,80

ŁAŃCUCHY TULEJOWE

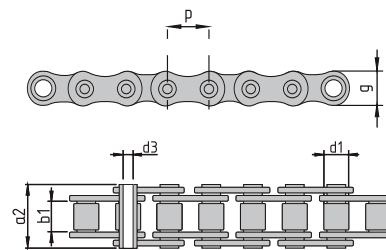
WG EUROPEJSKIEJ NORMY

DIN 8187 - ISO / R 606

TYP A



TYP B



kod	ISO	podziałka P		b1 mm min	d3 mm	d1 mm max	a2 mm max	g mm max	F _B min N	q [kg/m] ≈	typ
		mm	cale								
D0100	08B-1	12,70	1/2"	7,75	4,50	8,51	17,00	11,60	9.400	0,59	A
D0101	10B-1	15,875	5/8"	9,65	5,18	10,16	19,60	14,70	12.800	0,73	A
D0102	10B-1	15,875	5/8"	9,53	5,18	10,16	20,50	14,70	18.200	0,85	A
D0103	12B-1	19,05	3/4"	11,68	5,85	12,07	22,70	15,90	12.800	1,10	A
D0104	08B-1	12,70	1/2"	7,75	4,50	8,51	17,00	11,60	10.800	0,59	B
D0105	10B-1	15,875	5/8"	9,65	5,18	10,16	19,60	14,50	14.700	0,77	B
D0106	12B-1	19,05	3/4"	11,68	5,85	12,07	22,70	15,90	16.700	1,02	B
D0107	16B-1	25,40	1"	17,02	8,33	15,88	36,10	20,50	32.800	2,25	B